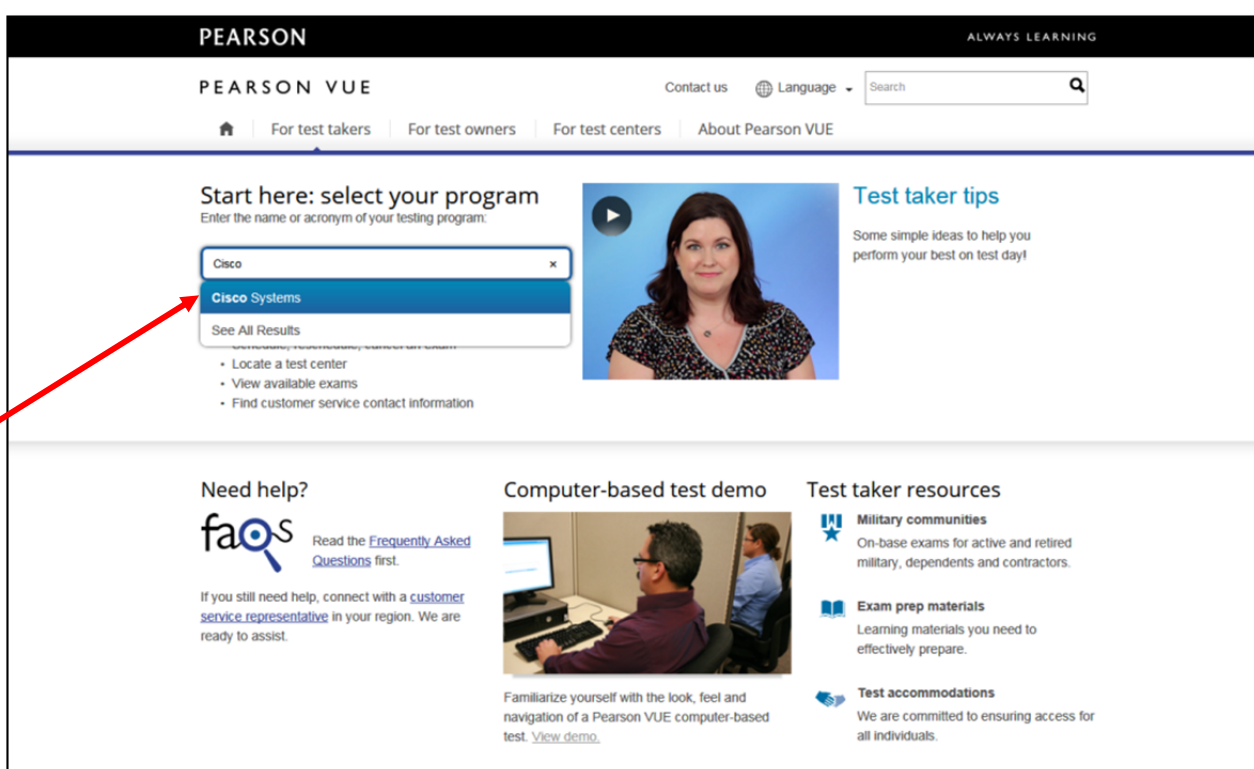


Buchung einer Pearson-Prüfung

Dieses Dokument beschreibt den Anmeldevorgang zu einer PearsonVUE-Prüfung am Testcenter WIFI-Wien (als Beispiel wurde ein Cisco-Examen gewählt).

Schritt 1: Öffnen Sie die Webseite www.pearsonvue.com mit Ihrem Browser. Tragen Sie bitte im weißen Eingabefeld Ihren gewünschten Testhersteller, in diesem Fall „Cisco“, ein und klicken Sie danach bitte auf das Suchergebnis „Cisco Systems“.

Alternativ können Sie den Testhersteller auch über das alphabetische Verzeichnis unterhalb des Eingabefeldes auswählen, in dem Sie auf „A to Z list of all programs“ klicken.



The screenshot shows the Pearson VUE website interface. At the top, the Pearson logo and 'ALWAYS LEARNING' tagline are visible. Below the navigation bar, there is a search section titled 'Start here: select your program' with the instruction 'Enter the name or acronym of your testing program:'. A search input field contains 'Cisco', and a dropdown menu shows 'Cisco Systems' as the selected result, highlighted in blue. A red arrow points to this dropdown option. To the right of the search field is a video thumbnail for 'Test taker tips'. Below the search section, there are three columns of content: 'Need help?' with a 'faqs' icon and a link to 'Frequently Asked Questions'; 'Computer-based test demo' with a video thumbnail and a link to 'View demo'; and 'Test taker resources' with three sub-sections: 'Military communities', 'Exam prep materials', and 'Test accommodations'.

Schritt 2: Sofern Sie noch keine Zugangsdaten haben, klicken Sie bitte auf „Create account“ und folgen den Anweisungen. Falls Sie bereits über ein Kundenkonto verfügen, klicken Sie bitte auf „Sign in“ und geben auf der Folgeseite Ihre Zugangsdaten ein.

PEARSON ALWAYS LEARNING

PEARSON VUE Contact Us Language

For test takers For test owners For test centers About Pearson VUE

You are here: Home Test taker home Cisco

Cisco® Certifications

Cisco Certifications and specialist qualifications are an IT industry standard used to validate knowledge of Cisco products and technologies. Cisco offers many levels and paths to help you succeed in your current and future career goals. Getting certified today brings measurable rewards and opens up further professional opportunities. For more details on our programs please visit www.ciscolearningnetwork.com.

Exam Types

- Test Scheduling
- Cisco Certification News
- Program Information
- Test Preparation

Exam types

Cisco offers the following two types of exams. The same Pearson VUE web account is used to schedule or purchase either type of exam.

Proctored exams delivered at a test center
Most Cisco certification exams are delivered in a proctored environment at a Pearson VUE® Authorized Test Center. **To schedule a certification exam or locate a test center**, use the links on this page under the Cisco logo.

Self-administered online exams
Cisco exams that begin with either a 650 or 700 exam code are self-administered and can be taken from anywhere you have an Internet connection. **To purchase an online exam**, visit the [online exam testing page](#).

To schedule, reschedule or cancel an exam:

- Sign in
- Create account
- Forgot my username
- Forgot my password

- Find a test center
- Find an on-base test center
- View exams
- Customer service
- Test accommodations

Schritt 3: Nachdem Sie sich mit Ihren Zugangsdaten angemeldet haben, klicken Sie bitte auf „View Exams“.

PEARSON ALWAYS LEARNING

PEARSON VUE Language: English (US) | 日本語 | 한국어 | 中文 | English (UK)

Home | My Profile | My Order | Sign Out

Signed In as: Oliver Loss
Cisco ID: ID Pending

Home

Options for Cisco Systems, Inc.

Exam Catalog

Find exams currently offered by Cisco Systems, Inc.:

[View Exams](#)

Online Exam Catalog

Find online exams currently offered by Cisco Systems, Inc.:

[View Online Exams](#)

I want to see exams for a different [testing program](#).

My Account

- My Profile
- Account Sign In
- Additional Information
- Preferences
- Exam History
- View Score Reports
- My Receipts

Schritt 4: Wählen Sie das gewünschte Examen durch einen Klick auf die Examen-Bezeichnung aus.

PEARSON ALWAYS LEARNING

PEARSON VUE Home | My Profile | My Order | Sign Out

Signed In as: Oliver Loss
Cisco ID: ID Pending

Select Exam

Find an Exam: Go

Exam Code	Exam Name
010-151	Supporting Cisco Datacenter Networking Devices
100-101	Interconnecting Cisco Networking Devices 1
100-101PT	ICND1 Test Bundle + MeasureUp Practice Test (includes 100-101 exam and practice test)
100-101TL	Official ICND1 Learning Lab + Test Bundle (includes 100-101 exam and official learning lab)
200-001	Implementing Cisco Video Network Devices
200-101	Interconnecting Cisco Networking Devices Part 2
200-101PT	ICND2 Test Bundle + MeasureUp Practice Test (includes 200-101 exam and practice test)
200-101TL	Official ICND2 Learning Lab + Test Bundle (includes 200-101 exam and official learning lab)
200-120	CCNA Cisco Certified Network Associate (803)
200-120PT	CCNA Test Bundle + MeasureUp Practice Test (includes 200-120 exam and practice test)
300-101	Implementing Cisco IP Routing
300-115	Implementing Cisco IP Switched Networks
300-135	Troubleshooting and Maintaining Cisco IP Networks
300-206	Implementing Cisco Edge Network Security Solutions

Privacy and Cookies
This website stores cookies on your computer which help us make the website work better for you.
[Learn more](#)
[Close this message](#)

Schritt 5: Zur Buchung des ausgewählten Examen klicken Sie bitte auf „Schedule this Exam“.

PEARSON ALWAYS LEARNING

PEARSON VUE Home | My Profile | My Order | Sign Out

Signed In as: Oliver Loss
Cisco ID: ID Pending

Exam Details

Exam: 300-101: Implementing Cisco IP Routing
[View Testing Policies](#)

Price*: EUR 183.00

Language: English

*Prices listed are based on today's date and do not include local taxes which may be applicable.

[Previous](#) [Schedule this Exam](#)

Schritt 6: Akzeptieren Sie bitte die Nutzungsbedingungen durch Auswahl von „Yes, I accept“ und klicken Sie danach auf „Next“.

PEARSON ALWAYS LEARNING

PEARSON VUE Home | My Profile | My Order | Sign Out

CISCO

Signed In as: Oliver Loss
Cisco ID: ID Pending

Additional Questions from Cisco Systems, Inc.

For: 300-101: Implementing Cisco IP Routing

Required information is marked with an asterisk (*).

Enter information on this page in the Roman alphabet. (Alphanumeric)

Do you accept the terms and conditions of the Cisco Certification and Confidentiality Agreement? Registration cannot be completed if you refuse. If you accept

Yes, I accept

No, I do not accept

Fields in bold cannot be edited online. Please contact [customer service](#) to update this information.

Previous Next

Schritt 7: Wählen Sie bitte das Test Center „WIFI Wien“ und klicken Sie auf „Next“.

PEARSON ALWAYS LEARNING

PEARSON VUE Home | My Profile | My Order | Sign Out

CISCO

Signed In as: Oliver Loss
Cisco ID: ID Pending

Test Center Search

Exam Selection: 300-101: Implementing Cisco IP Routing | Language: English [Change Exam](#)

Find test centers near:

e.g., "5601 Green Valley Drive, Bloomington, MN" or "Paris, France" or "55437"

U.S. Service Members looking for on-base test centers, please [click here](#).

You can select up to three test centers to compare availability.

Test Center	Distance* Show km	Directions
<input checked="" type="checkbox"/> WiFi Wien Währinger Gürtel 97 1180 Wien Austria	0.3 mi	Get Directions
<input type="checkbox"/> Gschwandtner Seminare Projekte Consulting GmbH Nordbahnstrasse 36 1020 Vienna Austria	1.9 mi	Get Directions
<input type="checkbox"/> Semizen EDV GmbH Millennium Tower, 42. OG, Top 421 Handelskai 34-96 1200 Vienna Austria	2.2 mi	Get Directions

Next

Schritt 8: Wählen Sie Ihren gewünschten Prüfungstermin, in dem Sie zunächst auf das Datum und dann auf eine der verfügbaren Beginnzeiten klicken.

PEARSON ALWAYS LEARNING

PEARSON VUE [Home](#) | [My Profile](#) | [My Order](#) | [Sign Out](#)

CISCO

Signed In as: Oliver Loss
Cisco ID: ID Pending

Exam Selection: 300-101: Implementing Cisco IP Routing | Language: English [Change Exam](#)

Test Center
Wifi Wien
Waehringer Guertel 97
1180 Wien
Austria
[Change Test Centers](#)

Select Date [Why can't I find an available appointment?](#)

November 2014 December 2014

Available Start Times: Friday, November 28, 2014 at Wifi Wien

Morning	Afternoon
None available	01:45 PM
	02:00 PM
	02:15 PM

Schritt 9: Kontrollieren Sie die eingegebenen Daten und bestätigen Sie die Richtigkeit mittels Klick auf „Proceed to Checkout“.

PEARSON ALWAYS LEARNING

PEARSON VUE [Home](#) | [My Profile](#) | [My Order](#) | [Sign Out](#)

CISCO

Signed In as: Oliver Loss
Cisco ID: ID Pending

My Order

Description	Details	Price	Actions
Exam 300-101: Implementing Cisco IP Routing Language: English Exam Length: 140 minutes	Appointment Friday, November 28, 2014 Start Time: 01:45 PM CET Change Appointment Location Wifi Wien Waehringer Guertel 97 1180 Wien Austria Change Test Center	183.00	Remove

Total Due

Subtotal:	183.00
VAT:	36.60
ESTIMATED TOTAL DUE:	EUR 219.60

[Add Another Exam](#) or [Proceed to Checkout](#)

You can enter voucher/promotion codes on the payment screen.

Schritt 10: Bestätigen Sie Ihre persönlichen Daten durch Klick auf „Next“.

PEARSON ALWAYS LEARNING

PEARSON VUE [Home](#) | [My Profile](#) | [My Order](#) | [Sign Out](#)

CISCO

Signed In as: Oliver Loss
Cisco ID: ID Pending

Checkout - Step 1: Confirm Personal Information

Confirm Personal Information | Agree to Policies | Enter Payment | Submit Order | Receipt

IMPORTANT: Your name must exactly match the identification that is presented at the test center or you will not be able to take your exam.

Name: Oliver Loss

Telephone: +43 1 47677 5281

Correspondence Language: English

Confirmation Preferences:

Reminder Preferences:

Schritt 11: Lesen und bestätigen Sie die Richtlinien und klicken Sie danach auf „Next“.

PEARSON ALWAYS LEARNING

PEARSON VUE [Home](#) | [My Profile](#) | [My Order](#) | [Sign Out](#)

CISCO

Signed In as: Oliver Loss
Cisco ID: ID Pending

Checkout - Step 2: Agree to Policies

Confirm Personal Information | Agree to Policies | Enter Payment | Submit Order | Receipt

Cisco Systems, Inc. Policies

Admission Policy
We ask that you arrive at the testing center 15 minutes before your scheduled appointment time so that you have time to complete the necessary sign-in procedures. At all testing centers, Cisco requires the capture of your photograph and digital signature. Please be prepared to show two forms of personal identification. Both must have your signature, and one must be a valid, government-issued picture ID. Expired IDs are not valid.

If you arrive more than 15 minutes late for an exam and are refused admission, you will be responsible for payment of the exam and delivery fees.

All Cisco Certification exams delivered at Pearson VUE test centers are "closed book." You are not allowed to take books, calculators, PDA's, or backpacks into the testing center area. All cell phones and pagers must be turned off before storing outside the testing room. The testing center will provide you with a laminated marker board for your use during testing.

Upon exam completion, the proctor will escort you out of the testing room, where you will be asked to surrender your laminated marker board. All candidates will be given a preliminary score report or a beta exam confirmation at the end of the exam. This document includes important information; please keep it for future reference.

As a Cisco test taker, you deserve a fair and secure testing experience. Please report any suspicious behavior that you observe to [Cisco Certification Exam Security Customer Portal](#). Examples of such behavior include receiving help or copying from another test taker, taking a test for someone else, copying or disclosing exam content, or using notes or unauthorized aids. Thank you for your assistance in helping to prevent and detect unfair test practices.


I have read and agree to the Cisco Systems, Inc. policies listed above.

Schritt 12: Zahlen Sie bitte mittels Voucher, in dem Sie auf „Add Voucher or Promo Code“ klicken und Ihren Voucher Code in das vorgesehene Feld eintragen. Alternativ geben Sie Ihre Kreditkarten-Daten ein. Bestätigen Sie Ihre Eingabe der Zahlungsdaten mit Klick auf „Next“.

Auf der Folgeseite senden Sie die Buchung ab und erhalten daraufhin eine Bestätigung angezeigt. Fertig – viel Erfolg für die Prüfung!

PEARSON ALWAYS LEARNING

PEARSON VUE [Home](#) | [My Profile](#) | [My Order](#) | [Sign Out](#)


Signed in as: Oliver Loss
Cisco ID: ID Pending

Checkout - Step 3: Enter Payment

Confirm Personal Information | Agree to Policies | Enter Payment | Submit Order | Receipt

Order Total

Subtotal: 183.00





VAT: 36.60

TOTAL DUE: EUR 219.60

[Add Voucher or Promo Code](#) [What is this?](#)

Required information is marked with an asterisk (*).

Card Details

We accept the following cards:    

*Card Type:

*Card Number:
(Do not include hyphens or spaces)

*Expiration Date:

*Cardholder's Name:
(Name as it appears on card)